



# Summer II 2012

## Enrollment Report

Institutional Research, Planning, and Effectiveness

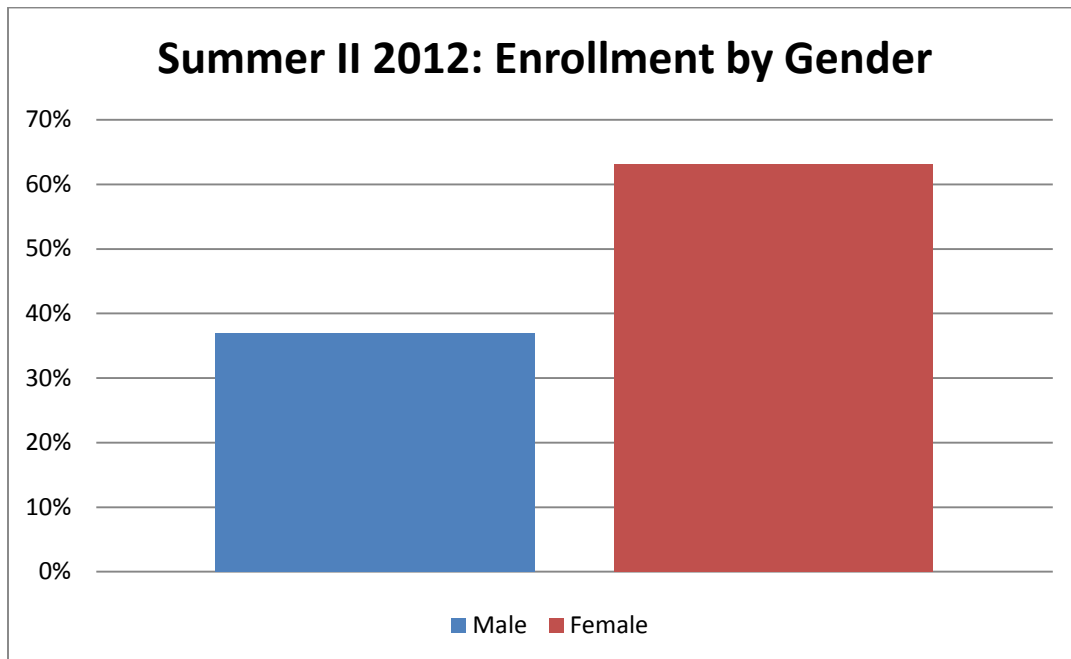
---

**Credit Enrollment: 1,111**

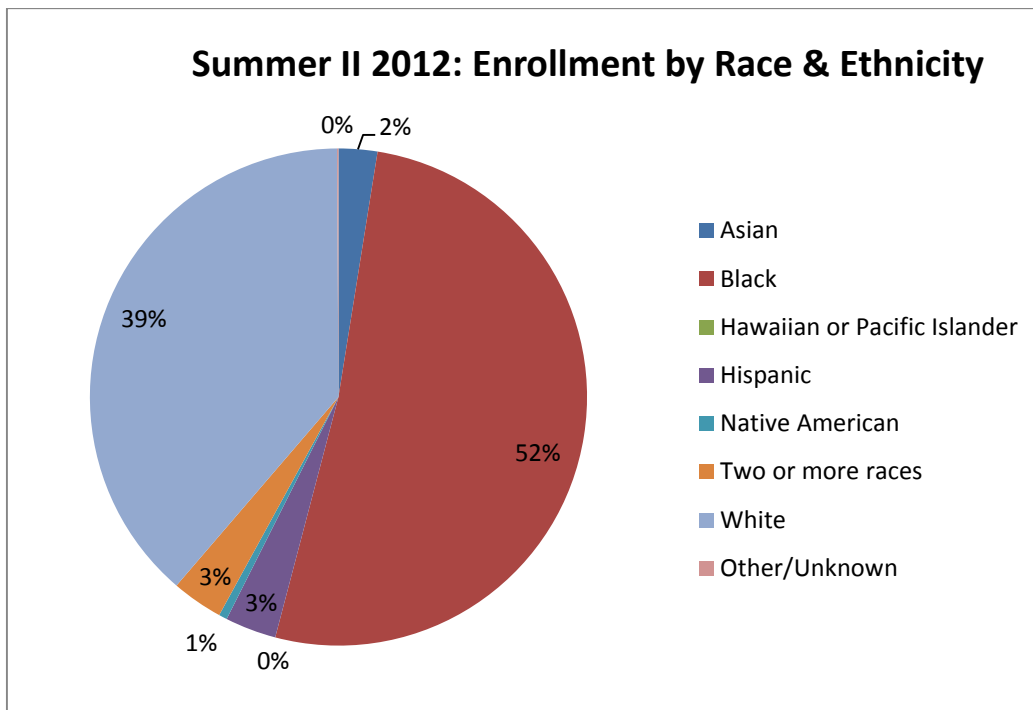
**Enrollment Decrease from Summer II 2012: -332 (23%)**

**Total Student Semester Credit Hours (SSCH): 4,522**

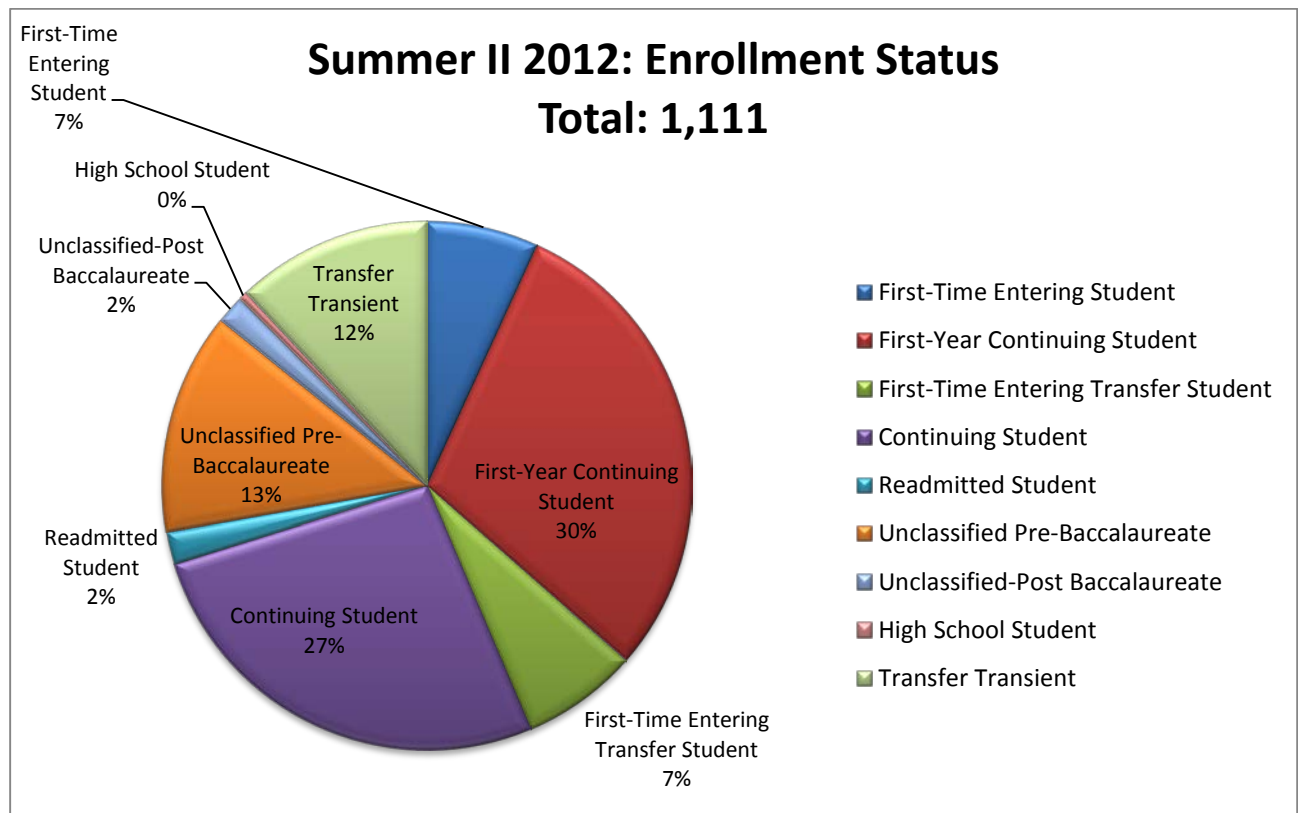
Summer II 2012: Gender		
Gender	Total	%
Male	410	37%
Female	701	63%



Summer II 2012: Enrollment by Race & Ethnicity		
Race/Ethnicity	Total	%
Asian	28	3%
Black	573	52%
Hawaiian or Pacific Islander	0	0%
Hispanic	37	3%
Native American	6	1%
Two or more races	37	3%
White	429	39%
Other/Unknown	1	0%
Total	1,111	100%



Summer II 2012: Enrollment Status				
Enroll Status	Male	Female	Total	%
First-Time Entering Student	37	39	76	7%
First-Year Continuing Student	108	221	329	30%
First-Time Entering Transfer Student	24	55	79	7%
Continuing Student	88	208	296	27%
Readmitted Student	9	13	22	2%
Unclassified Pre-Baccalaureate	81	70	151	14%
Unclassified-Post Baccalaureate	5	14	19	2%
High School Student	1	5	6	1%
Transfer Transient	57	76	133	12%
<b>Totals</b>	<b>410</b>	<b>701</b>	<b>1,111</b>	<b>100%</b>



<b>Summer II 2012: Enrollment by Location</b>			
<b>Site Location</b>	<b># of Sections</b>	<b>Duplicated Enrollment</b>	<b>Unduplicated Enrollment</b>
Main Campus	64	1,029	775
Online	14	229	205
Little Rock South	11	135	121
Little Rock West	5	51	48
St. Vincent Infirmary	3	15	5
<b>TOTAL</b>	<b>97</b>	<b>1,459</b>	<b>1,154</b>